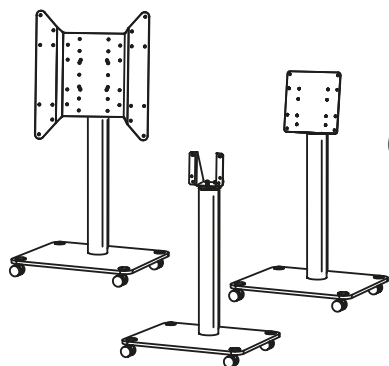
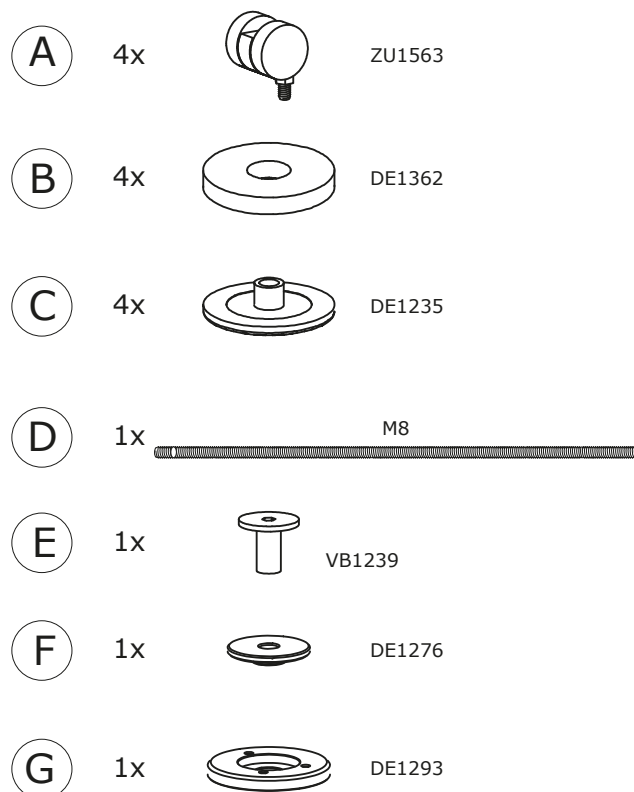


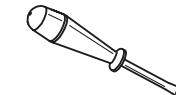
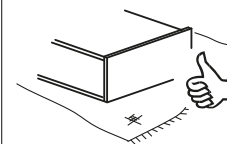
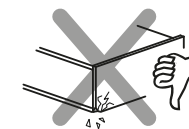
# QX200



# QX203



# SPECTRAL



**D**

Mäßiges Anziehen von Hand genügt, keine Gewalt anwenden!  
Die Metallsäulen sind versiegelt, nicht mit scheuernden Mitteln reinigen!

Wir übernehmen keine Gewähr/Haftung für den Aufbau bzw. die Montage.

**F**

Serrez uniquement à la main. Un serrage excessif peut causer des dommages à la glace et aux autres éléments.  
Les tubes peuvent être nettoyé à l'aide d'un chiffon doux. Ne pas utiliser de matière abrasive ou chimique qui pourrait détériorer la surface.

Nous ne pouvons être tenu responsable pour des défauts ou des dégâts causés par un assemblage ou un montage non conforme.

**GB**

Tighten only by hand. Over tightening may cause damage to both glass and fittings.  
Columns can be cleaned by using a soft cloth. Please do not use abrasive materials or chemicals, which may cause damage to the surface.

Please note that we cannot accept responsibility for faults or damage caused by wrong assembly and/or mounting.

**NL**

Alleen handmatig strak aandraaien. Te strak aandraaien kan schade aanbrengen aan zowel het glas als de hechtingsplaats.  
De buizen kunnen schoongemaakt worden met een zachte doek / stuk stof. Gebruik s.v.p. geen materiaal dat kan schuren of chemische producten aangezien dit schade kan aanbrengen.

Let op: Spectral kan geen verantwoordelijkheid nemen voor schade ontstaan door verkeerde montage of ophanging.

**I**

Serrare solo a mano. Un serraggio eccessivo può causare rottura dei cristalli e di altre componenti.  
Le colonne possono essere pulite usando un panno morbido. Attenzione non usare materiali abrasivi o chimici poiché potrebbero danneggiare la superficie.

Attenzione ! Nessuna responsabilità potrà esserci attribuita per problemi causati da una scorretta installazione o assemblaggio.

**E**

Ajustar solo con las manos. Un ajuste excesivo puede causar daños tanto al cristal como a las fijaciones.  
Las columnas pueden ser limpiadas usando un paño fino. Por favor no usar materiales abrasivos químicos, que puedan causar daños a la superficie.

Por favor, se consciente que nosotros no podemos aceptar responsabilidad por faltas causadas por un mal montaje o ensablado.

**P**

Aperte manualmente os parafusos. Um aperto excessivo poderá danificar tanto o vidro como as junções.  
Os tubos deverão ser limpos com um pano macio. Não utilizar produtos abrasivos ou químicos, pois estes poderão danificar as superfícies.

Não poderemos aceitar quaisquer responsabilidades de acidentes inerentes a erros de montagem ou instalação deficiente.

**TR**

Sadece elle sıkıştırınız. Aşırı sıkıştırma hem cama hem de düzeneğe zara verebilir.  
Kolonlar yumuşak bir bez kullanarak temizlenebilir. Lütfen yüzeye zarar verebilecek olan aşındırıcı maddeler veya kimyasal maddeler kullanmayınız.

Lütfen yanlış bir araya getirme ve/veya montaj yüzünden meydana gelen hatalar veya hasarlar için sorumluluk kabul etmeyeceğimize dikkat ediniz.

**RUS**

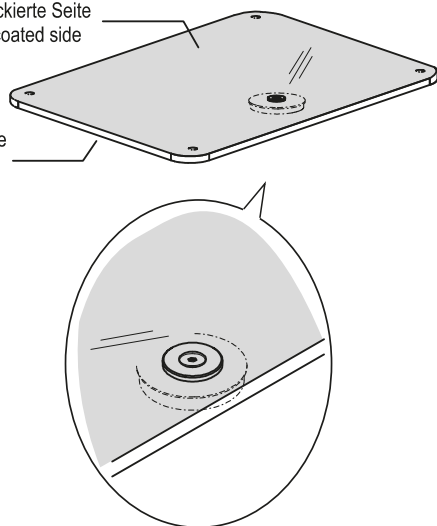
Затягивайте вручную. Излишние усилия при затяжке могут привести к повреждению стекла и фурнитуры.  
Используйте для протирки мягкую ткань. Не используйте абразивные материалы или химикаты, это может привести к повреждению поверхности.

Обращаем ваше внимание что мы не несем ответственности за разрушения и повреждения, вызванные неправильной сборкой и монтажом.

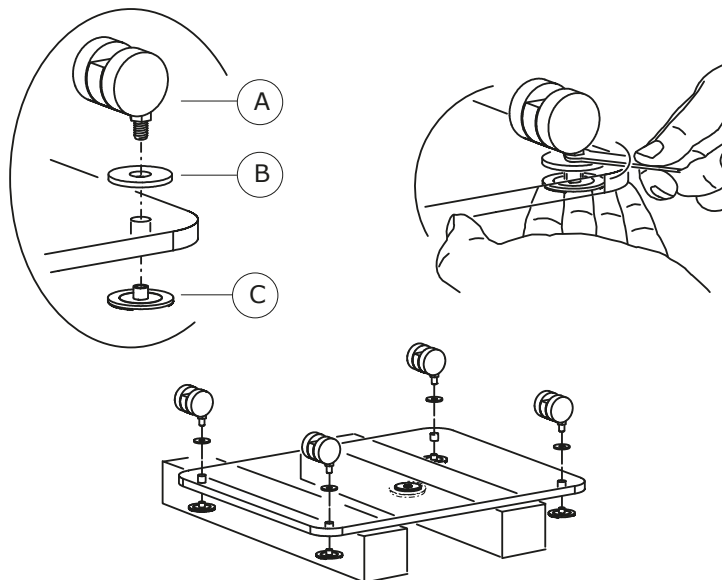
1

Unterseite = lackierte Seite  
bottom side = coated side

Oberseite  
top side

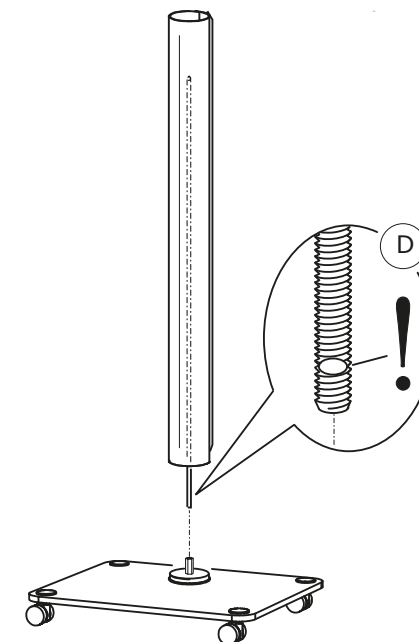


2

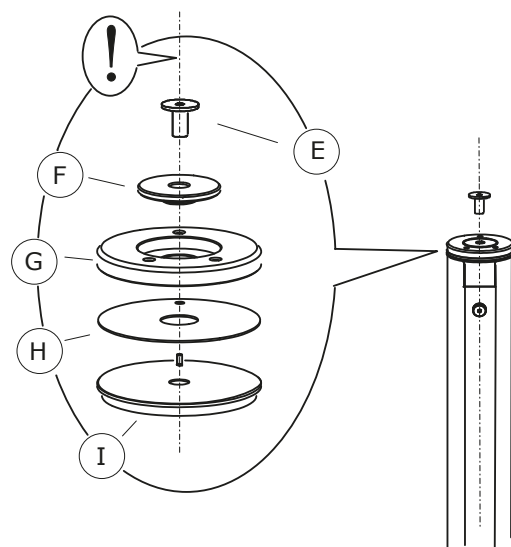


3

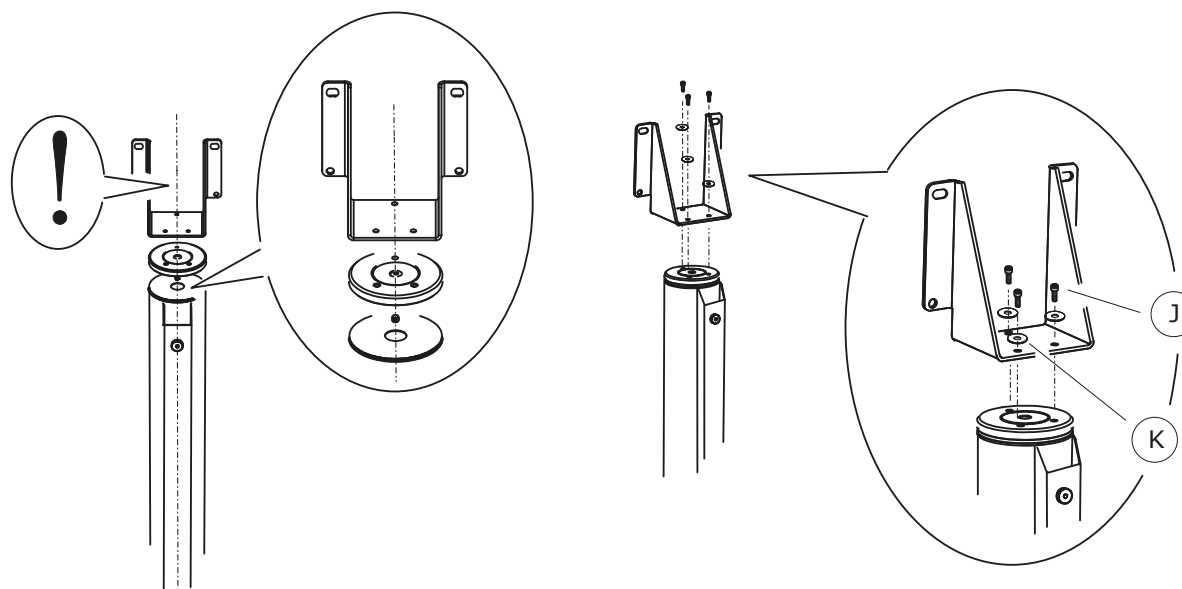
■ SPECTRAL



4

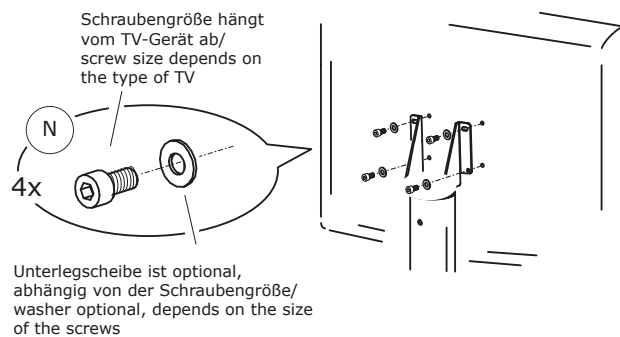
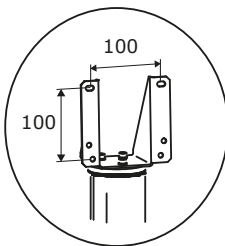


5

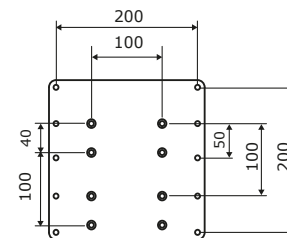
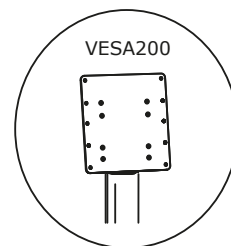


6

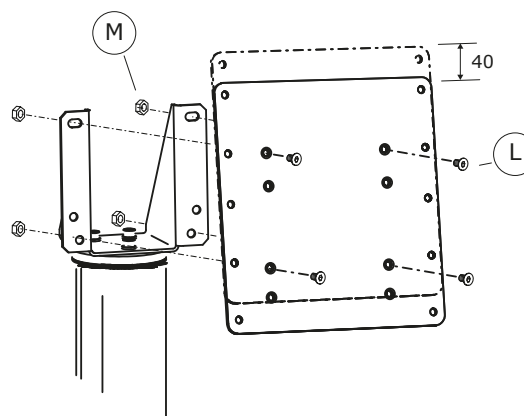
### OPTION 1: Movie Vesa Adapter



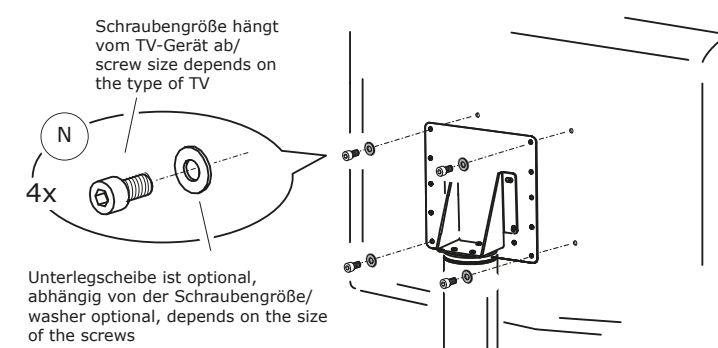
### Option 2: VESA200 Adapter



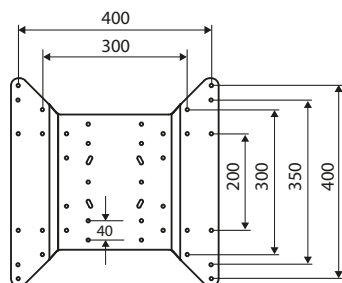
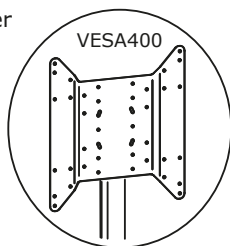
a)



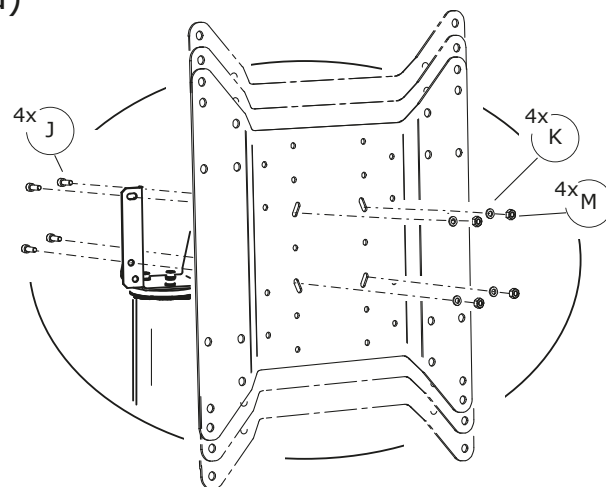
b)



### Option 3: VESA400 Adapter



a)



b)

